







- **TO TURN ALARM ON/OFF**

In Time display mode, to turn the alarm on and off, repeatedly press HOUR until you hear the alarm sound that you want (choice of 3 sounds.) When the alarm is ON, symbol  appears. To turn alarm off, repeatedly press HOUR until you hear “Alarm Off” and the alarm symbol  disappears from the LCD screen.

- **SNOOZE**

At the designated alarm time, the alarm sounds for 60 seconds. You can press “Mode”, “Hour”, or “Minute” key to silence the alarm immediately. If you press “Talking” key, this will “snooze” the alarm and the alarm is turned off immediately. After snoozing, the alarm will repeat again every 10 minutes. The snooze function works up to 6 times.

- **TO TURN HOURLY ANNOUNCE ON AND OFF**

This watch can automatically announce the time every hour on the hour from 0:00 to 23:00. To turn on the hourly time announcement, press and release the MINUTE button until you hear “Chime On” and the symbol  appears. To turn off, press and release MINUTE again until you hear “Chime Off” and the symbol  disappears.

- **TO REPLACE THE BATTERY**

This watch uses one Lithium battery for power. When the LCD dims, sound weakens or function is abnormal, replace the battery, follow these steps

1. Use a screwdriver to remove the four screws on the back cover, remove the back cover
2. Remove the old battery and install a new one with the “ + ” polarity facing up
3. Replace the back cover.